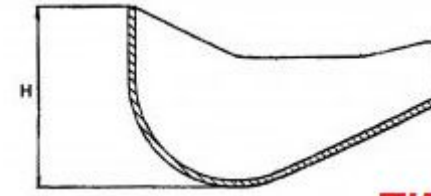
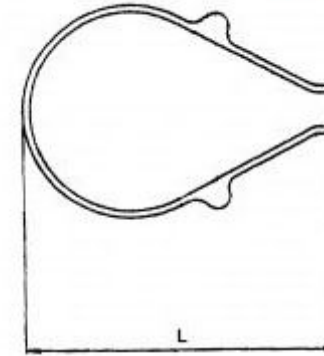


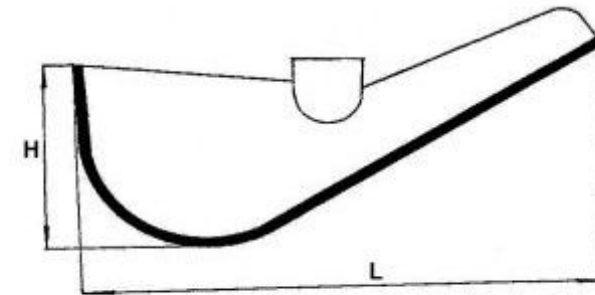
| Ref. | L<br>mm | H<br>mm | Capacidad       |        | Rosca<br>M |
|------|---------|---------|-----------------|--------|------------|
|      |         |         | Dm <sup>3</sup> | Kg. Al |            |
| Nº 1 | 260     | 125     | 0,800           | 2,000  | 12         |
| Nº 2 | 295     | 145     | 1,250           | 3,300  | 12         |
| Nº 4 | 325     | 180     | 2,400           | 6,400  | 16         |
| Nº 5 | 360     | 210     | 4,000           | 10,500 | 16         |



**TIPO IDRA**



| Ref.   | L<br>mm | H<br>mm | Capacidad       |        | Rosca<br>M | Fijación |
|--------|---------|---------|-----------------|--------|------------|----------|
|        |         |         | Dm <sup>3</sup> | Kg. Al |            |          |
| Nº 0   | 250     | 80      | 0,150           | 0,375  | 20         | Derecha  |
| Nº 1   | 245     | 70      | 0,250           | 0,600  | 20         | Derecha  |
| Nº 1-S | 255     | 85      | 0,350           | 0,900  | 20         | Derecha  |
| Nº 2   | 280     | 100     | 0,650           | 1,600  | 20         | Derecha  |
| Nº 2-S | 295     | 130     | 0,950           | 2,400  | 20         | Derecha  |
| Nº 3   | 310     | 130     | 1,300           | 3,400  | 20         | Doble    |
| Nº 3-S | 330     | 170     | 1,300           | 3,400  | 20         | Doble    |
| Nº 4   | 380     | 150     | 2,500           | 6,500  | 20         | Doble    |
| Nº 4-S | 400     | 210     | 2,500           | 6,500  | 20         | Doble    |
| Nº 5   | 400     | 180     | 4,750           | 12,400 | 20         | Doble    |



**TIPO ITALPRESSE**

