

Precision dowels

peg of steel, bush of brass (also individually available)

500

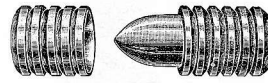
1) grooved dowel

2) threaded dowel

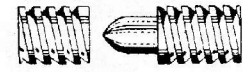
3) grooved dowel w/collar

4) threaded dowel w/collar

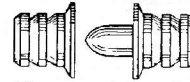
Dowel size	Inner dia.	???dia. (version 3&4)	Design/Item No.				Qty. per package
			1)	2)	3)	4)	
0	3 mm	-	500.100	-	-	-	100
1	4,5 mm	6 mm	500.110	-	500.310	500.410	100
2	6 mm	9 mm	500.120	500.220	500.320	500.420	100
3	8 mm	10 mm	500.130	500.230	-	500.430	100
4	10 mm	13 mm	500.140	500.240	500.340	-	100
5	12 mm	15 mm	500.150	-	-	500.450	100
5 A	14 mm	-	500.155	-	-	-	100
6	15 mm	-	500.160	-	-	-	100
6 A	16 mm	-	500.165	-	-	-	50
7	18 mm	22 mm	500.170	-	500.370	500.470	50
7 A	20 mm	-	500.175	-	-	-	25
8	22 mm	25 mm	500.180	-	-	-	25



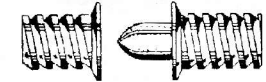
1) grooved dowel



2) threaded dowel



3) grooved dowel w/collar



4) threaded dowel w/collar

Version 2 - 4 are being phased out; available in limited quantities only!

Pattern dowel drills (with undersize) for dowel No. 500

for machine: with point, pre-cutters and cylindrical shank

501

For dowel size	Drill dia.	Shank dia.	Total length	Item No.	
				HSS	HM
0	2,8 mm	2,8 mm	60 mm	501.200	501.300
1	4,25 mm	4,25 mm	80 mm	501.210	501.310
2	5,75 mm	5,75 mm	100 mm	501.220	501.320
3	7,5 mm	7,5 mm	110 mm	501.230	501.330
4	9,5 mm	9,5 mm	120 mm	501.240	501.340
5	11,5 mm	11,5 mm	135 mm	501.250	501.350
5 A	13,5 mm	13,0 mm	180 mm	501.255	501.355
6	14,5 mm	13,0 mm	180 mm	501.260	501.360
6 A	15,5 mm	13,0 mm	190 mm	501.265	501.365
7	17,5 mm	16,0 mm	200 mm	501.270	501.370
7 A	19,5 mm	16,0 mm	210 mm	501.275	501.375
8	21,3 mm	16,0 mm	220 mm	501.280	501.380



Center point markers for pattern dowels No. 500

Item No.	502.010	502.020	502.030	502.040	502.050	
for dowel no.	1	2	3	4	5	
Item No.	502.055	502.060	502.065	502.070	502.075	502.080
for dowel no.	5 A	6	6 A	7	7 A	8



502

Cylindrical pins, fit m 6

1) DIN 7, of 9 S 20 K, unhardened

Length mm	Diameter/Item No.					
	3 mm	4 mm	5 mm	6 mm	8 mm	10 mm
10	503.310	503.410	-	-	-	-
15	503.315	-	-	-	-	-
20	503.320	503.420	503.520	503.620	503.820	-
25	-	-	503.525	503.625	-	-
30	503.330	503.430	503.530	503.630	503.830	503.103
35	503.335	-	503.535	-	-	-
40	503.340	503.440	503.540	503.640	503.840	503.104
50	-	503.450	503.550	503.650	503.850	-
60	-	-	503.560	503.660	503.860	-

2) DIN 6325, of alloyed special steel, hardened

Length mm	Diameter/Item No.					
	3 mm	4 mm	5 mm	6 mm	8 mm	10 mm
10	503.310G	503.410G	-	-	-	-
15	503.315G	-	-	-	-	-
20	503.320G	503.420G	503.520G	503.620G	503.820G	-
25	-	-	503.525G	503.625G	-	-
30	503.330G	503.430G	503.530G	503.630G	503.830G	503.103G
35	503.335G	-	503.535G	-	-	-
40	503.340G	503.440G	503.540G	503.640G	503.840G	503.104G
50	-	503.450G	503.550G	503.650G	503.850G	-
60	-	-	503.560G	503.660G	503.860G	-

Other sizes upon request!

Slotted pin taper pin in accordance with DIN 1471

504



Diameter mm	1,5	2	2,5	3	4	5	6	8	10	12	13	14	16
Min. length mm	4	5	6	6	8	8	10	12	14	16	20	22	26
Max. length mm	20	30	30	40	60	60	80	100	120	120	120	120	120

Not stocked!

Minimum quantity: 500 - 1000 pieces per size