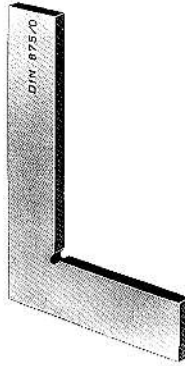


642**Solid steel square, fully hardened**

testing surfaces superfinished and lapped, highly accurate in acc. with DIN 875-0

No. 386 = standard quality steel

No. 386 R = stainless steel

Leg length mm	Width x thckn. mm	Item No.	
		No. 386	No. 386 R
50 x 40	15 x 4	642.102	642.202
75 x 50	15 x 4	642.103	642.203
100 x 70	20 x 5	642.104	642.204
150 x 100	30 x 6	642.105	642.205
200 x 130	30 x 7	642.106	642.206
300 x 200	40 x 8	642.108	642.208

643**Super-Accurate steel square, fully hardened**

accuracy in acc. with DIN 875-00, upright edges lapped, with 2 superfinished edges in acc. with DIN 875

No. 388 = of wear-resistant special steel

No. 388 R = of stainless wear-resistant special steel

Leg length mm	Width x thckn. mm	Item No.	
		No. 388	No. 388 R
50 x 40	15 x 4	643.102	643.202
75 x 50	16 x 4	643.103	643.203
100 x 70	20 x 5	643.104	643.204
150 x 100	28 x 5	643.105	643.205
200 x 130	30 x 6	643.106	643.206
300 x 200	40 x 8	643.108	643.208

644**Backsquares of steel, unhardened**

1) highly accurate in acc. DIN 875-0

2) highly accurate in acc. DIN 875-I

3) machined in acc. with DIN 875-II accurate square

No. 368 = of standard quality steel

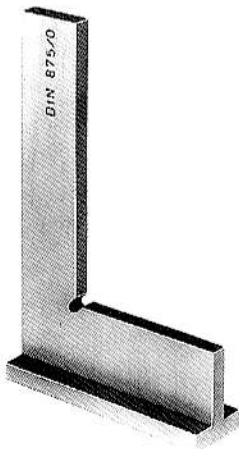
No. 370 = of standard quality steel

No. 372 = stand. quality steel

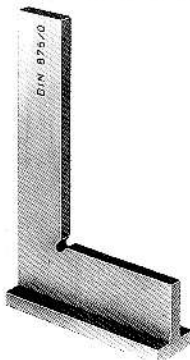
No. 368 R = stainless steel

No. 370 R = stainless steel

No. 372 = stand. quality steel



Leg length mm	Width x thckn. mm	Item No.				
		No. 368	No. 368 R	No. 370	No. 370 R	No. 372
75 x 50	15 x 5	644.1102	644.1202	644.2102	644.2202	644.3102
100 x 70	20 x 5	644.1103	644.1203	644.2103	644.2203	644.3103
150 x 100	28 x 6	644.1104	644.1204	644.2104	644.2204	-
150 x 100	25 x 6	-	-	-	-	644.3104
200 x 130	32 x 7	644.1105	644.1205	644.2105	644.2205	-
200 x 130	28 x 7	-	-	-	-	644.3105
250 x 165	35 x 8	644.1106	644.1206	644.2106	644.2206	-
250 x 165	30 x 7	-	-	-	-	644.3106
300 x 200	40 x 8	644.1107	644.1207	644.2107	644.2207	-
300 x 175	32 x 7	-	-	-	-	644.3107
400 x 265	45 x 10	644.1108	644.1208	644.2108	644.2208	-
400 x 200	35 x 8	-	-	-	-	644.3108
500 x 330	50 x 10	644.1109	644.1209	644.2109	644.2209	-
500 x 250	40 x 8	-	-	-	-	644.3109
600 x 400	55 x 12	-	-	644.2110	644.2210	-
600 x 300	40 x 8	-	-	-	-	644.3110
750 x 500	60 x 12	-	-	644.2111	644.2211	-
750 x 375	45 x 10	-	-	-	-	644.3111
1000 x 660	70 x 14	-	-	644.2112	644.2212	-
1000 x 500	50 x 10	-	-	-	-	644.3112

645**Backsquare of steel, fully hardened**

testing surfaces super finished and lapped, highly accurate in acc. with DIN 875-0

No. 385 = standard quality steel

No. 385 R = stainless steel

Leg length mm	Width x thckn. mm	Item No.	
		No. 385	No. 385 R
50 x 40	15 x 4	645.102	645.202
75 x 50	15 x 4	645.103	645.203
100 x 70	20 x 5	645.104	645.204
150 x 100	30 x 6	645.105	645.205
200 x 130	30 x 7	645.106	645.206
300 x 200	40 x 8	645.108	645.208

For calibration see page 23, Item No. 594