



**653****Feeler gauges (No. 606), 100 mm long**

Spring hard, exchangeable steel gauges; gauges can also be supplied individually

No. of gaug.	Thickness mm	Item No.
8	0,05 0,10 0,15 0,20 0,25 0,30 0,40 0,50	653.123
13	0,05 0,10 0,15 0,20 0,25 0,30 0,40 0,50 0,60 0,70 0,80 0,90 1,00	653.127
20	0,05 0,10 0,15 0,20 0,25 0,30 0,35 0,40 0,45 0,50 0,55 0,60 0,65 0,70 0,75 0,80 0,85 0,90 0,95 1,00	653.130

Other assortments can be supplied upon request!


**653A****Feeler gauge tape (No. 611) in a plastic box**

length 5,0 m, width 13 mm, for checking the workpiece backlash and for use as installation aid

Item No.	653.101	653.102	653.103	653.104	653.105	653.110	653.111	653.112
Thickness	0,01 mm	0,02 mm	0,03 mm	0,04 mm	0,05 mm	0,10 mm	0,15 mm	0,20 mm


Item No.	653.113	653.114	653.115	653.116	653.117	653.118	653.120	653.122
Thickness	0,25 mm	0,30 mm	0,35 mm	0,40 mm	0,45 mm	0,50 mm	0,60 mm	0,70 mm

Tape clip: Item No. 653.150

**654****Radius gauges (No. 603), concave and convex**

milled design with locking screw, steel gauges 40 mm long

Size	Measrg. range	No. of radii								Item No.	
										standard	st. steel
1	1 - 7 mm	1,0	1,25	1,5	1,75	2,25	2,5	2,75	654.101	654.201	
		3,0	3,5	4,0	4,5	5,0	5,5	6,0			7,0
2	7,5 - 15 mm	7,5	8,0	8,5	9,0	9,5	10,0	10,5	654.102	654.202	
		11,0	11,5	12,0	12,5	13,0	13,5				
		14,0	14,5	15,0							
3	15,5 - 25 mm	15,5	16,0	16,5	17,0	17,5	18,0	654.103	654.203		
		18,5	19,0	19,5	20,0	21,0	22,0				
		23,0	24,0	25,0							


**654A****Radius gauges, individually available, with inside and outside radius**

unhardened, measuring range 0.3 to 100 mm

Radius mm	0,3 - 0,9	1,0 - 10	10,5 - 15	15,5 - 20	21 - 25	26 - 30	31 - 35	36 - 40
Increment mm	0,1	0,5	0,5	0,5	1,0	1,0	1,0	1,0
Item No.r.	654.001	654.010	654.015	654.020	654.025	654.030	654.035	654.040


Radius mm	41 - 45	46 - 50	55	60	70	80	90	100
Increment mm	1,0	1,0	-	-	-	-	-	-
Item No.	654.045	654.050	654.055	654.060	654.070	654.080	654.090	654.100

Other sizes and hardened design upon request!

**655****Set of radius gauges L 300**

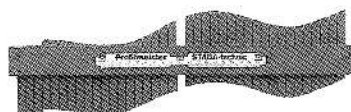
with 5 different measuring features for concave and convex radii (see ill.) of stainless steel, hardened and chrome-plated, complete with sheath, radius is given on each gauge. Spare gauges are also available!

Type	MX	MC	MD	ME	MF	MG	MH
Measrg. range mm	0,5 - 13	13,5 - 17	17,5 - 21	21,5 - 25	25,5 - 30	31,0 - 38	39,0 - 50
Increment mm	0,5	0,5	0,5	0,5	0,5	1,0	1,0
Tolerance	± 0,03 mm				± 0,05 mm		
No. of gauges	26 (+1 holder)	8	8	8	10	9	12
Item No.	655.001	655.002	655.003	655.004	655.005	655.006	655.007

**656****Radii and profile gauges**

of steel, with enameled housing, for measuring all kinds of radii and profiles on tools, workpieces etc.

Useful length	Useful depth	Pin dia.	Item No.	Wooden case
150 mm	40 mm	1,0 mm	656.001	656.002
300 mm	105 mm	1,0 mm	656.003	-

**657****HOCO-Profile master** (extendable profile template)

The 20 cm long basic profile master elements can be combined to form any length, thus ideal for long and uneven shapes.

Design	Useful length	Useful depth	No. of templates	Bevel rule	Pin dia.	Item No.
large case	1000 mm	50 mm	5 à 200 mm	1	0,8 mm	657.101
small case	400 mm	50 mm	2 à 200 mm	1	0,8 mm	657.102