

Ulmia carpenter's benches No. 2

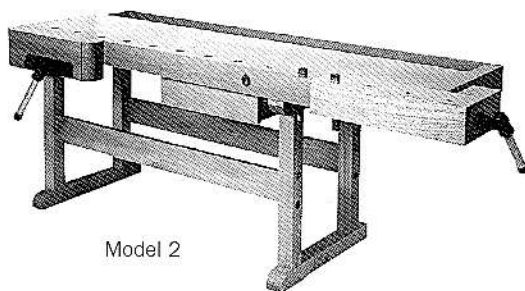
807

Very sturdy design, bench equipped with iron spindles with patented, parallel front vise and patented rear vise guide way of iron, with drawer, equipped with two bench dogs with lateral leaf springs as well as two vise spanners.

Top of solid red beech, joggled and glued, smooth and impregnated.

Frame completely of solid red beech, with full-length through-bolts between the legs, excellent stability.

Length (without rear vise head)	1850 mm	2000 mm	2150 mm	2300 mm
Max. width	640 mm	640 mm	640 mm	640 mm
Height of the bench	900 mm	900 mm	900 mm	900 mm
Item No.	807.018	807.020	807.021	807.023



Model 2

Ulmia carpenter's benches

808

Very sturdy design, with iron spindle and patented parallel front vise as well as patented rear vise guide way of iron. The tiltable drawer features two iron frames which allow the drawer with the entire contents to be swung in and out easily with one hand.

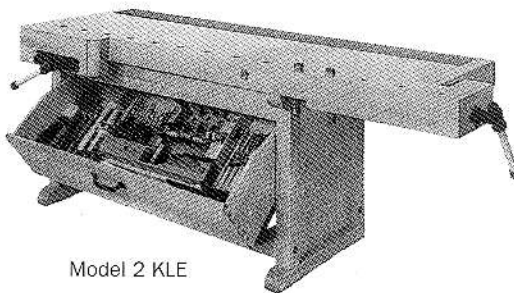
Strong tiltable drawer of solid red beech with plywood bottom; drawer inside with tool holders of solid red beech; drawer can be equipped with mortise dead-lock or optionally with a mortise cylinder lock.

No. 2 KL without tool holders

No. 2 KLE with tool holders for a 55 piece set of tools, No. 216, however, **without** tools

The No. 216 set of tools corresponds to the contents of tool chest No. 215 (see Item No. 812).

Length (without rear vise head)	2000 mm	2150 mm	2300 mm
Max. width	640 mm	640 mm	640 mm
Height of the bench	900 mm	900 mm	900 mm
Item No.	Model 2 KL	808.020	808.021
	Model 2 KLE	808.120	808.121



Model 2 KLE

Ulmia carpenter's benches No. 1830

809

for light duties

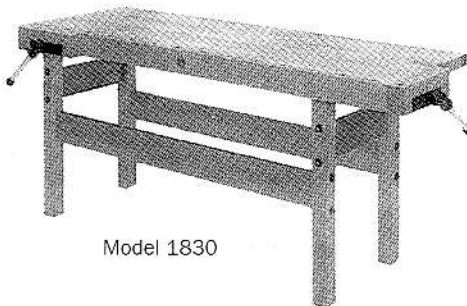
Top of solid red beech, joggled and glued, smooth and impregnated.

Frame of solid red beech, sturdy design.

Bench with parallel vise, one pair of bench dogs and two vise spanners.

Length (without rear vise)	1500 mm	1700 mm
Max. width	900 mm	900 mm
Height	850 mm	850 mm
Item No.	809.015	809.017

Other benches upon request!



Model 1830

Ulmia bench dogs No. 160

810

of malleable iron for clamping bulky workpieces, for bench No. 2 & 2 KL

Item No.	Length	Height	Weight
810.160	110 mm	110 mm	1 kg



Model 160

Multi-purpose workbenches

811

We can supply **workbenches** of various designs **upon request**.

Please ask for our special leaflet!

