


Band saw blade guide (1055)

lateral and rear roller bearings lubricated for life, lateral roller with micro-adjustment.

For wood saws

Size	0	I	II	III	IV	VI
Wheel dia.	200 - 250	300 - 400	400 - 500	600 - 800	800 - 900	900 - 1000
Top guide	Item No.					
	835.000	835.001	835.004	835.007	835.010	835.013
Bottom right	-	835.002	835.005	835.008	835.011	835.014
Bottom left	-	835.003	835.006	835.009	835.012	-



835

Band saw blade guides (1057)

with ball bearing rear roller, with replaceable wear resistant tread, lateral rollers with microadjustment and lubrication for life.

For metal as well as wood band saws

Size	III	IV	VI
Wheel dia.	600 - 800	800 - 900	900 - 1000
Top guide	Item No.		
	836.018	836.120	836.222
Bottom right	836.019	836.121	836.223
Bottom left	836.020	836.122	-



836

Twin guides (1040)


with ball bearing rear roller with replaceable, wear resistant tread, **two lateral rollers** with microadjustment and lubrication for life; special design for very accurate cuts and heavy-duty operation; especially recommended for use with feed devices and for cutting thick materials.

Size	III	IV	VI
Wheel dia.	600 - 800	800 - 900	900 - 1000
Top guide	Item No.		
	837.024	837.025	837.026

Use normal bearing grease for the rear roller ball bearings whereas special oil (1059) should be used for the lateral rollers (see Item No. 840)

(Twin guides can only be supplied for the top guide, see No. 1057)

Illustrations 836 to 837 show 'r.h.'-guides (the saw wheels are located on the left of the saw blade).



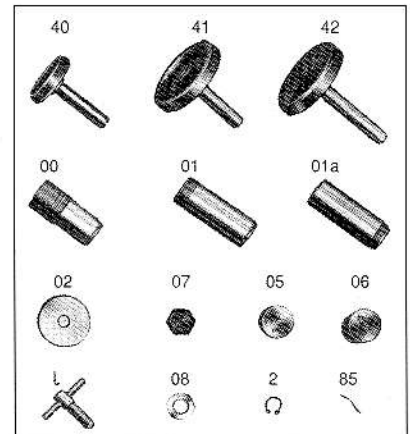
Two lateral rollers

Bottom guide

837

Spares for saw blade guides (1055)

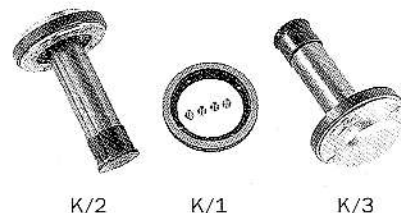
Part No.	Size	0	I	II	III	IV	VI
		Dia. of rear roller	28 mm	35 mm	40 mm	58 mm	65 mm
	Dia. of lateral roller	22 mm	26 mm	35 mm	40 mm	48 mm	65 mm
	Description	Item No.					
41	top rear roller	838.016	838.032	838.033	838.034	838.035	838.036
42	bottom rear roller	-	838.038	838.039	838.040	838.041	838.042
41a	top rear roller with bearing sleeve and cap	838.044	838.045	838.046	838.047	838.048	838.049
42a	bottom rear roller with bearing sleeve and cap	-	838.051	838.052	838.053	838.054	838.055
40	lateral roller	838.057	838.058	838.059	838.060	838.061	838.062
40a	lateral roller with bearing sleeve and screw	838.064	838.065	838.066	838.067	838.068	838.069
01	top rear roller bearing	838.071	838.072	838.073	838.074	838.075	838.076
01a	bottom rear roller bearing	-	838.078	838.079	838.080	838.081	838.082
00	lateral bearing sleeve	838.084	838.085	838.086	838.087	838.088	838.089
02/07	lateral screw	-	838.091	838.092	838.093	838.094	838.095
05/06	top & bottom screw	-	838.097	838.098	838.099	838.100	838.101
08	thrust washer for bottom rear roller	-	838.103	838.104	838.105	838.106	838.107
2	circlip	838.027	838.109	838.110	838.111	838.112	838.113
85	pressure spring f.lateral bearing sleeve	-	838.115			838.117	
L	capst.-head screw (long)				838.181		
La	capst.-head screw (short)				838.182		



838

Spares for saw blade guides (1057 & 1040)

Part No.	Size	III	IV	VI
		Dia. of rear roller	58 mm	65 mm
	Description	Item No.		
K/2	ball bearing rear roller (top) with sleeve & cap	839.168	839.169	839.170
K/3	ball bearing rear roller (bottom) with sleeve & cap	839.171	839.172	839.173
K/1	spare treads with screws	839.174	839.175	839.176



K/2

K/1

K/3

839